

# Part List, Mechanical

Applicable for K850 and K858




## CONTENTS

<b>1</b>	<b>General .....</b>	<b>2</b>
<b>2</b>	<b>Parts.....</b>	<b>3</b>
<b>3</b>	<b>Revision History .....</b>	<b>15</b>



# 1 General

This Part List includes all parts possible to replace by using the Mechanical Repair Process.  
Parts available to order will be found in the Web Shop.









## 2 Parts

Part	Part Location on Phone	Working Instruction Description	Part Number	Comments
		Rubber Connector	1200-4674	
		Rear Cover Assembly	<color of side> / <color of stripe> / <operator>	
			1200-2447	Black/Green, Generic
			1201-9649	Black/Green, Vodafone
			1201-9660	Black/Green, T-Mobile
			1201-9664	Black/Green, Orange
			1201-9667	Black/Green, Hutch
			1201-9720	Black/Green, O2
			1200-8295	Silver/Blue, Generic
			1204-0960	Silver/Blue Rogers Wireless CA
			1203-9061	Black/Chrome
			1206-7610	Black/Chrome Vodafone UK
			1206-7611	Black/Chrome T-Mobile
			1206-7613	Black/Chrome Orange UK
			1206-7615	Black/Chrome Hutchinson
			1206-7616	Black/Chrome CMCC
			1206-7617	Black/Chrome O2
			1206-7619	Black/Chrome Swisscom
			1206-7620	Black/Chrome AT/T









## Parts *continued*

Part	Part Location on Phone	Working Instruction Description	Part Number	Comments
		Battery Door Assy	1200-2451	Black
			1200-4814	Silver
		Battery Door Bracket	1200-2453	







## Parts *continued*

Part	Part Location on Phone	Working Instruction Description	Part Number	Comments
		Label Tray	1200-2831	
		Key Volume	1200-3079	Black
			1200-4904	Silver
		Key On/Off	1200-3078	Black
			1200-4903	Silver
		Key Camera	1200-3080	









## Parts *continued*

Part	Part Location on Phone	Working Instruction Description	Part Number	Comments
		Screw L=5 D=1,7/Torx 4	1200-2455	Screw L=5 D=1,7/Torx 4IP
		Label Core Unit	1200-2834	
		Vibrator	BKE 903 24	
		Microphone	1200-2376	

## Parts *continued*








Part	Part Location on Phone	Working Instruction Description	Part Number	Comments
		Microphone Connector Grommet	1200-5244	
		Shield Can Lid	1200-2900	
		Shield Can Lid	1200-2901	
		Shield Can Lid	1200-2904	

## Parts *continued*









Part	Part Location on Phone	Working Instruction Description	Part Number	Comments
		System Connector	RNV 799 36	
		Dust Gasket System Connector	1200-5094	
		Display TFT 2.2	1200-1603	
		Key FPC (Complete)	1200-2656	










## Parts *continued*

Part	Part Location on Phone	Working Instruction Description	Part Number	Comments
		Camera QCIF MPixel CMOS	KNC 201 41	Video Camera
		Gasket, CIF camera	1200-3418	
		Ear Speaker	1200-2377	
		Holder Inner frame assy	1200-2821	







## Parts *continued*

Part	Part Location on Phone	Working Instruction Description	Part Number	Comments
		Strap Plate	1200-3586	
		Camera 5 MPixel CMOS	1200-1425	
		Holder Metal Frame Assy	1200-2824	Comes with Liquid Intrusion Indicator in place.
		Loud Speaker	1200-2375	





## Parts *continued*

Part	Part Location on Phone	Working Instruction Description	Part Number	Comments
		Screw Len:0, Diam:0,	SXA 109 7031	Screw L=5 D=1,7/Torx 6IP
		Antenna PIFA	1200-2697	
		Xenon Flash Assy	1200-1426	
		Camera Cover pad	1200-6812	

## Parts *continued*


Part	Part Location on Phone	Working Instruction Description	Part Number	Comments
		Antenna Gasket	1200-2700	
		Camera Cover Assembly	1201-0985	
		Card FPC Complete (SIM/COMBO)	1200-2828	
		Foil Adhesive Double Side 0.0 mm (SIM/COMBO)	1200-3683	

## Parts *continued*

Part	Part Location on Phone	Working Instruction Description	Part Number	Comments
		Front Cover CS Unique	1203-5460	Latin, Black/Green
			1203-5672	Arabic, Black/Green
			1203-5674	Chinese, Black/Green
			1203-5675	Bopomofo, Black/Green
			1203-5677	Hebrew, Black/Green
			1203-5679	Cyrillic, Black/Green
			1203-5681	Thai, Black/Green
			1203-5684	Hindi, Black/Green
			1203-5688	Latin, Blue/Silver/Black
			1203-5694	Chinese, Blue/Silver/Black
			1203-5695	Bopomofo, Blue/Silver/Black
			1203-5696	Hebrew, Blue/Silver/Black
			1203-5697	Cyrillic, Blue/Silver/Black
			1203-5698	Thai, Blue/Silver/Black
			1203-5699	Hindi, Blue/Silver/Black
			1203-5700	Arabic, Blue/Silver/Black
			1208-2915	Latin Quicksilver Black
			1208-2920	Arabic Quicksilver Black
			1208-2923	Bopomofo Quicksilver Black
		Screw Len:0, Diam:0	SXA109 5503	JCIS



## Parts *continued*

Part	Part Location on Phone	Working Instruction Description	Part Number	Comments
		Bluetooth Antenna	1200-2807	
		Thread Ins Len:1,7 Outer Diam:2,7 Thread Diam:0,	1200-2701	
		Liquid Intrusion Indicator	SXA 109 4884	One indicator is located inside the Holder Metal Frame Assy and one on the Main PCB.
		512MB Memory Stick Micro(M2)	KDR 109 171/512	

### 3 Revision History

Rev.	Date	Changes / Comments
1	2007-10-09	Initial Release
2	2008-02-06	Quicksilver Black parts added Rear Cover Silver/Blue added (Rogers Wireless)